Introduction to Hand Tools

Preparation for NCCER Exam 00103-04

Ball Peen Hammers

- A ball peen hammer is classified by its **weight** (ALL hammers are classified by their weight).

Screwdriver

- A screwdriver is made up of a handle, a **shank**, and a blade.

Sledge Hammer

- A heavy-duty tool used to drive posts or other large stakes in is a **sledgehammer**.

Chisel Claw

- A **chisel** claw is a kind of nail puller that has two claws (one at each end) and is ground to a slant on both ends.

Groove Joint Pliers

- **Groove-joint** pliers have a serrated teeth that grip flat, square, round, or hexagonal objects.

Steel Rule

- The **thinner** a steel rule is, the more accurately it measures.



Level

- The accuracy of a level depends on its **length**.



Carpenter's Square

A carpenter's square consists of a blade and a **tongue**, which make up a 90° angle.

Chalk Line

- Some chalk lines can also be used as a **plumb bob**.

Compass Saw

- A **compass saw** can fit in tight places that a larger hand saw cannot.

Adjustable Wrench

- When using an adjustable wrench, the first step is to **set the jaws to the correct size for the nut or bolt**.

Socket Wrench

- The **square** end of a socket fits in the handle.

Utility Knife

- Depending on the type of utility knife, you can lock the blade in **three** different positions.

Come Along

- A come-along, used to pull heavy loads horizontally over the ground for short distances, is also called a "**cable puller**."

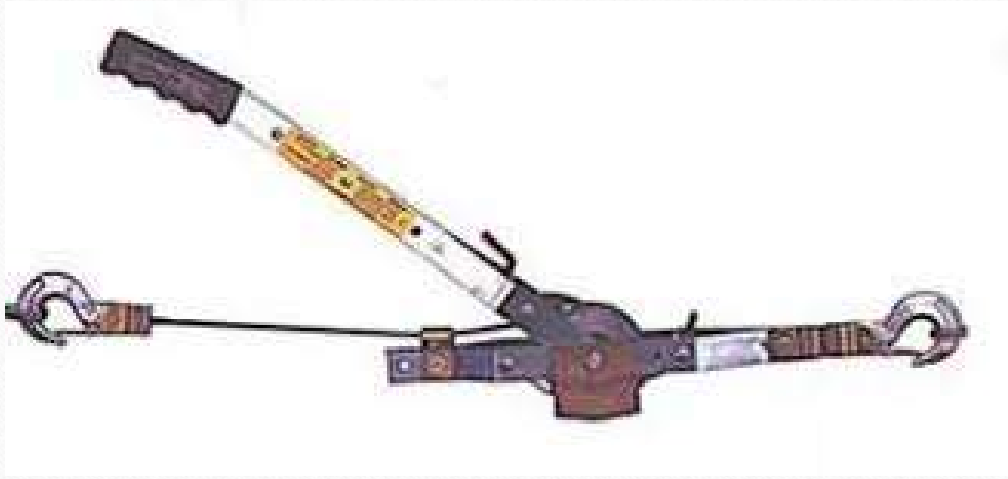

Square Shovel

- To use a square shovel, push the **leading edge** of the shovel against the material to be moved and push until the shovel is loaded.