








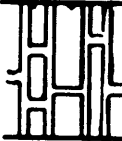






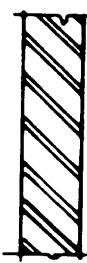





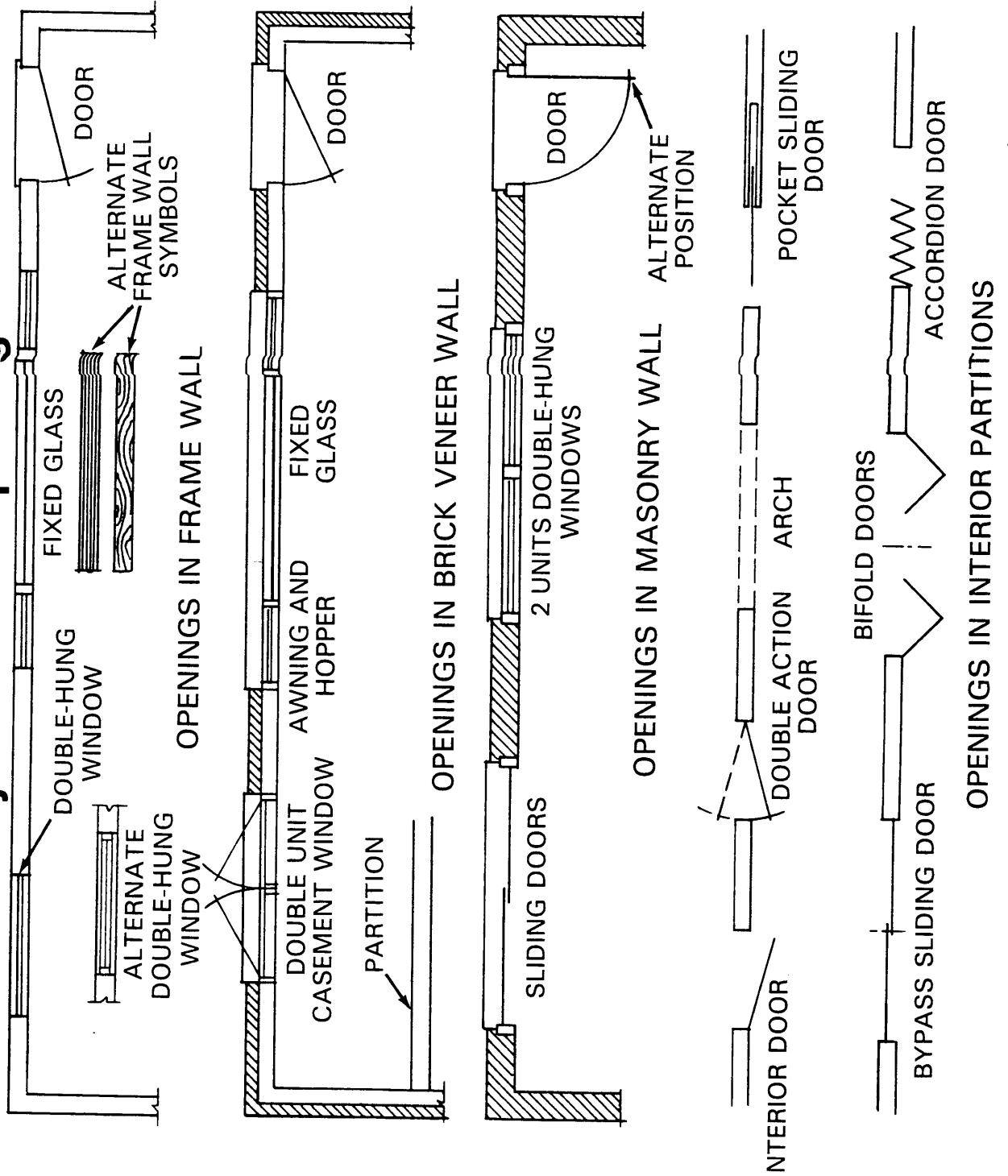
Reproducible Master 6-1 (Part A) Architectural Symbols

Material	Plan	Elevation	Section
Wood	FLOOR AREAS LEFT BLANK	 SIDING PANEL  FRAMING FINISH	 SAME AS PLAN VIEW
Brick	 FACE  COMMON	 FACE OR COMMON	 SAME AS PLAN VIEW
Stone	 CUT  RUBBLE	 CUT  RUBBLE	 CUT  RUBBLE
Concrete			 SAME AS PLAN VIEW
Concrete Block			 SAME AS PLAN VIEW
Earth	NONE	NONE	

Reproducible Master 6-1 (Part B) Architectural Symbols

Material	Plan	Elevation	Section
Glass			
Insulation	SAME AS SECTION		
Plaster	SAME AS SECTION		
Structural Steel		INDICATE BY NOTE	
Sheet Metal Flashing	INDICATE BY NOTE		
Tile			

Reproducible Master 6-2 Symbols for Opening



Reproducible Master 6-3
Appliance/Fixture Symbols

