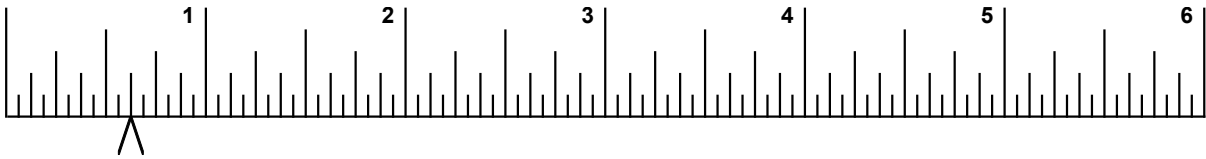


Identifying Measurements
Five-Eighths Inch

A. For each measurement listed, draw a "V"-shaped arrow at the bottom of the ruler.

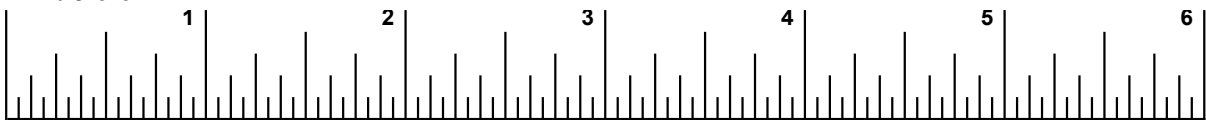
1. $\frac{5}{8}$ " (Example)
2. $1 \frac{5}{8}$ "
3. $2 \frac{5}{8}$ "
4. $3 \frac{5}{8}$ "
5. $4 \frac{5}{8}$ "
6. $5 \frac{5}{8}$ "

1-6:



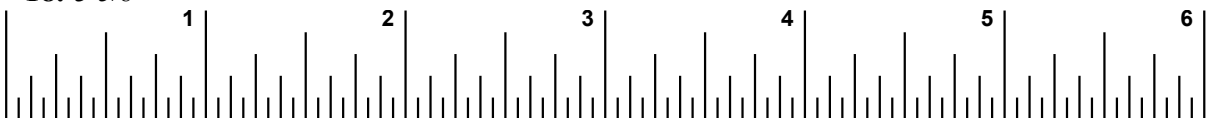
7. $\frac{5}{8}$ "
8. $1 \frac{5}{8}$ "
9. $2 \frac{5}{8}$ "
10. $3 \frac{5}{8}$ "
11. $4 \frac{5}{8}$ "
12. $5 \frac{5}{8}$ "

7-12:



13. $\frac{5}{8}$ "
14. $1 \frac{5}{8}$ "
15. $2 \frac{5}{8}$ "
16. $3 \frac{5}{8}$ "
17. $4 \frac{5}{8}$ "
18. $5 \frac{5}{8}$ "

13-18:



19. $\frac{5}{8}$ "
20. $1 \frac{5}{8}$ "
21. $2 \frac{5}{8}$ "
22. $3 \frac{5}{8}$ "
23. $4 \frac{5}{8}$ "
24. $5 \frac{5}{8}$ "

19-24:

